

Website Analysis of University of Agricultural Sciences Library in Gujarat State, India: A Study

¹ Chauhan MahammadHafiz I., ² Dr. Ajaykumar M. Raval

¹Research Scholar, Dept. of Library and Info. Sci., Hem. North Gujarat University, Patan, Gujarat, India.

²Librarian, B. K. Mercantile Bank Law College, Palanpur, Gujarat, India.

¹Email Id: Chafiz76@gmail.com , ²Email Id: raval1961@Yahoo.Com

Abstract: Present paper is the study of content available in agricultural University Library websites of Gujarat state. The study reveals that 100% of agricultural university library websites provided information About Institutions, Library Timing, Contact, Copyright, Visitors, Books, E-Resources, E-Library, and about 80% of agricultural universities provided information about Location, About library, News and Events, Media gallery, Publication, Site search Journal, Dissertation, Back Volume, New Arrival, and Internet , it is found from the study that 1 Average of agricultural university libraries subscribing e-journals, e-books, and e-databases, X^2 Value (15.42797, $P=0.973555$) and 60% of agricultural universities Provided Face book and YouTube facilities.

Key Words: Website Analysis, Agricultural Science Library, Content Analysis.

1. INTRODUCTION:

The libraries are the heart of the organization. It has its institutions alive and libraries have its readers, and the blood circulation in the arteries is the services provided by the library. There have been many transforms in the Types of obtaining and providing information after the arrival of the World Wide Web and the Internet. Libraries are using ICT tool, they have increased their services and methods. As well as services made fast. In today's digital era, the type of information has become electronic such as E-books, e-journals, e-databases etc. in the different form, which can be easily accessed from its website. So, in this study the website of Agricultural University's libraries has been analyzed and attempts have been made to study the material available on their website.

2. REVIEW OF LITERATURE:

Tomar, Somya Singh, Ahmed M. Imtiaz and Singh, Amarjit Kumar(2018). Conducted the study on National law university library website in india. Analysis reveals that NLUO ranks the top most among all the national law universities in India followed by NLSIU, RMLNLU, NALSAR, NASJA and WBNUJS. Das, Susmita and Das, Sumita(2018). The study was carried out content analysis of IISER libraries web site in India: A comparative study. In this study focuses on the issues regarding the web content uploaded on the library websites of IISER libraries. Gadhavi, Geeta Girish(2017). The 100% library websites of institutes of national importance are having information about the Institute. 87.5% institutes of national importance having information about library website & library hours. 87% of libraries provide information about books, periodicals, and reference collection on their library website. 87.5% of the library providing information regarding Online Resources, Circulation, Reading rooms and Reference service on their library website. It is found that 75% of libraries have provided information of current awareness service and information about online catalog on their website. From website considering for the study; 87.5% of websites have shared information about subscribed E-Journals and E-Database. 12.5% of the libraries are providing information regarding Face book, Twitter, Blog, and You Tube access. Use of Discovery Tools, Plagiarism Software, Ask a Librarian and many more technological tools are the unique features in the libraries. Kumar, Sandeep and Mir, Mahendra Singh (2017). The study was carried out content analysis of central university library website of central region of India : a survey. In This study was analyzed general information about library services, information about library collection, and accessibility on universities webpage, link searches and retrieve interface.

3. OBJECTIVES:

- To know the library websites of the University of Agricultural in Gujarat.
- To identify the general information available in Institute and library website.
- To know the Library collection, e- resources and services provided by the library

- To know the social network sites provided by Agricultural University in Gujarat.

4. SCOPE OF THE STUDY:

Scope of the study is limited to 05 university of Agriculture library websites in Gujarat viz. SADU, AAU, NAU, JAU and KU have been considered.

5. SIGNIFICANT OF THE STUDY:

The library is a learning hub for information centres and knowledge management, which is aim of spreading information services to its readers. The importance of this study is that, the time of the students and readers will be saved, because they can get poor time the library information from the website and easily find their information. This study has been done on Gujarat's Agricultural universities. From this study, it is understood that the universities of the agricultural libraries provide information services, e-reports and e-databases through the medium of the website without having to attend physically its libraries. The result of this study reveals the library's website features, Contents and its area.

6. METHODOLOGY:

In this research, the data was taken from the agricultural university's library websites through the observation system. In this study, the library web site was evaluated by checklist design for data collection. The collection of data by researcher has been taken from Jan 2019 by browsing the Library website. Represented the code as 1=Present, 0=not present, Simple statistical techniques, tables and figures have been used for the clarity and simplicity.

7. Data Analysis and Interpretation

Table-1 Show Agricultural University

S. No	Name of University	Establishment Year	Abbreviation	URL	Library Web Link & Name of The Library
1	Sardarkrushinagar Dantiwada Agricultural University, Banaskantha	1972	SADU	http://www.sdau.edu.in	http://www.sdau.edu.in/CentralLibrary Central Library
2	Anand Agricultural University, Anand	2004	AAU	http://www.aau.in/	http://www.aau.in/library Dr. M.D. Patel Library
3	Navsari Agricultural University, Navsari	2004	NAU	http://www.nau.in/	http://www.nau.in/home.php?unit=43 Library and Knowledge Centre
4	Junagadh Agricultural University, Junagadh	2004	JAU	http://www.jau.in/	http://online.jau.in/intranet/reference.php University Library
5	Kamdhenu University, Gandhinagar	2009	KU	http://www.ku-guj.org/Kamdhenu-University	http://ku-guj.org/index.aspx?ID=105 University Library

Table -1 show that, number of Agricultural Universities of Gujarat and Establishment Year, URL and Library Name.

Table -2 Basic Information about University

General Information	SADU	AAU	NAU	JAU	KU	Total	Percentage
About University	1	1	1	1	1	5	100
Web mail	0	0	1	1	1	3	60
Mission-Vision	1	1	1	0	0	3	60
Site map	0	0	0	0	1	1	20
Location map	1	0	1	1	1	4	80

About the Library	1	1	1	1	0	4	80
Library Timings	1	1	1	1	1	5	100
Library Staff	0	0	0	0	0	0	0
Library Committee	1	0	0	0	1	2	40
Organization chart	0	0	1	1	0	2	40
News and events	1	1	0	1	1	4	80
Membership detail	1	0	1	0	0	2	40
Contact	1	1	1	1	1	5	100
FAQ's	0	0	1	0	1	2	40
Language option	0	0	0	0	0	0	0
Video Gallery	1	1	0	1	1	4	80
Photo Gallery	1	1	0	1	1	4	80
Copyright	1	1	1	1	1	5	100
Visitors	0	1	0	1	1	3	60
RTI	1	1	1	1	1	5	100
Publication	1	1	0	1	1	4	80
Feedback	0	1	0	0	1	2	40
Site search	0	1	1	1	1	4	80
For Farmers	1	1	0	1	0	3	60
Apps	0	1	1	1	0	3	60

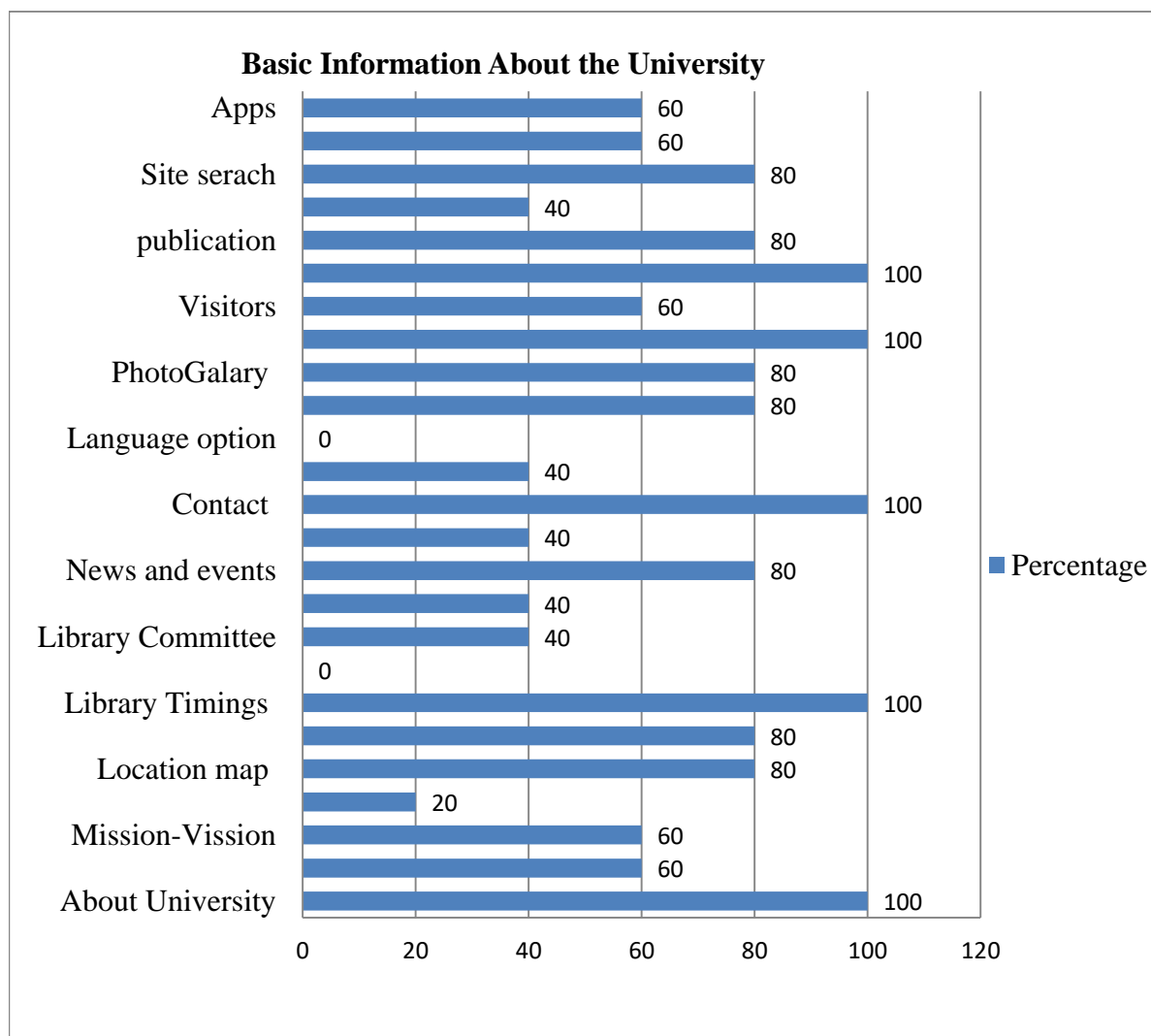


Figure – 1

Table -2 represent that, the Basic information about university, library timing(100%) followed Contact, Copyright, RTI and location map, about the library, video gallery, photo gallery, publication and site map were common features of all library website. (Figure -1)

Table -3 Information about library collection

Library Collection	SADU	AAU	NAU	JAU	KU	Total	Percentage
Books	1	1	1	1	1	5	100
Gratis Books	0	0	1	0	0	1	20
Journal	1	1	0	1	1	4	80
Newspaper	1	1	0	0	1	3	60
CD/DVD	1	0	1	1	0	3	60
Dissertations/Thesis	1	1	1	1	0	4	80
Report	1	0	1	0	0	2	40
Back Volume	1	0	1	1	1	4	80
E- Resource	1	1	1	1	1	5	100

X^2 Value= 12.99262,P=0.998847

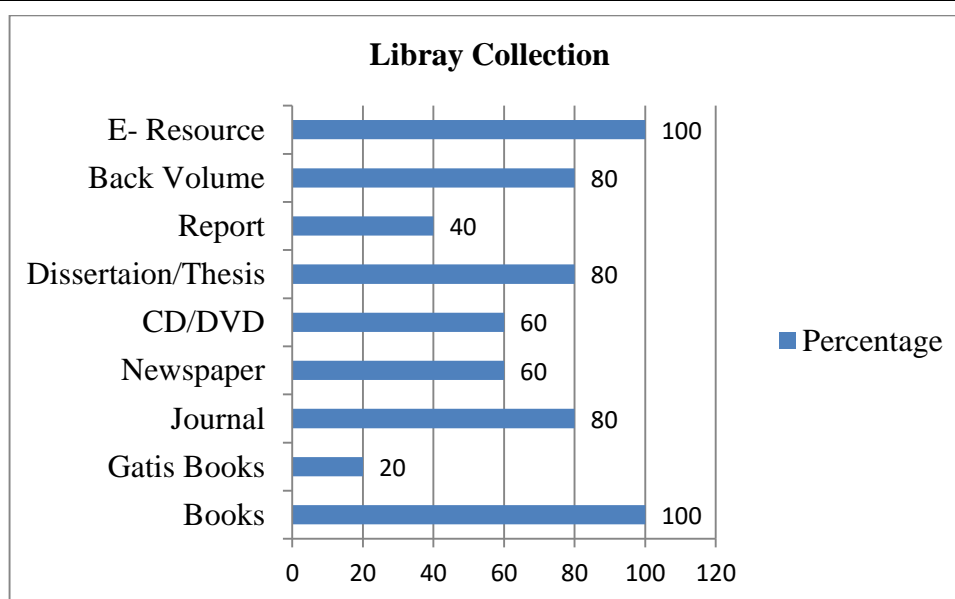


Figure -2

Table -3 Show that information about library collection of all University of Gujarat have (100%) Books and E-Resource whereas (20%) gratis book available on library website, X^2 Value= 12.99262, P=0.998847. (Figure -2)

Table -4 Information about library services

S. No	Library Services	SADU	AAU	NAU	JAU	KU	Total	Percentage
1	E-Library	1	1	1	1	1	5	100
2	OPAC	0	1	1	0	1	3	60
3	Loan	0	0	1	0	0	1	20
4	DDS	0	0	0	0	0	0	0
5	CAS	0	0	1	0	0	1	20
6	24*7 Services	0	0	0	0	0	0	0
7	New Arrival	0	1	1	1	1	4	80
8	Reference	0	0	1	1	0	2	40
9	Reading room	0	1	1	0	0	2	40
10	User Education	0	0	1	0	0	1	20
11	Reprography	0	0	1	0	0	1	20
12	Availability of Old Question Paper on web/Library	0	1	0	0	0	1	20

13	Agricultural news Paper Clipping	0	0	0	0	0	0	0
14	Internet	1	1	1	1	0	4	80
15	Plagiarism check	0	0	0	0	0	0	0
16	Referral	0	0	1	0	0	1	20
17	Online Dictionary	0	0	0	0	1	1	20
18	Video Library	0	1	0	0	1	2	40
19	Software	0	0	0	1	1	2	40
20	Wi-Fi	0	1	0	0	0	1	20

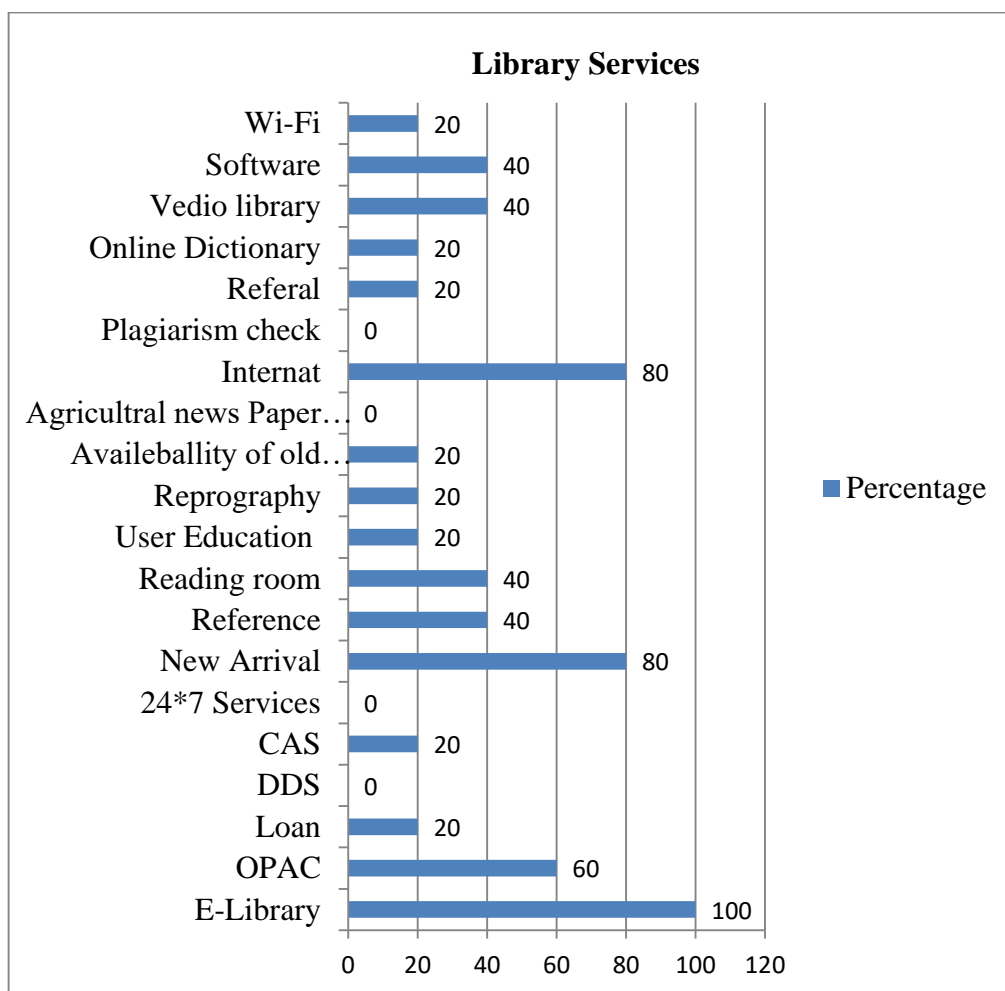


Figure – 3

Table- 6 show that information about library services, all 5 university have (100%) E- Library, new arrival services (80%) followed by internet, OPAC (60%). (Figure -3)

Table – 5 Information about E- Resources

E- Resources	SADU	AAU	NAU	JAU	KU	Total	Average
E-Books	1	1	1	1	1	5	1
E-Journals	1	1	1	1	1	5	1
Online Databases	1	1	1	1	1	5	1
E-News Paper	1	1	0	0	1	3	0.6
J-Gate	0	1	1	1	1	4	0.8
krishikosh	0	1	1	1	1	4	0.8
E-Encyclopedia	0	1	0	0	0	1	0.2
E-Granth	0	1	1	0	0	2	0.4

X² Value= 15.42797,P=0.973555

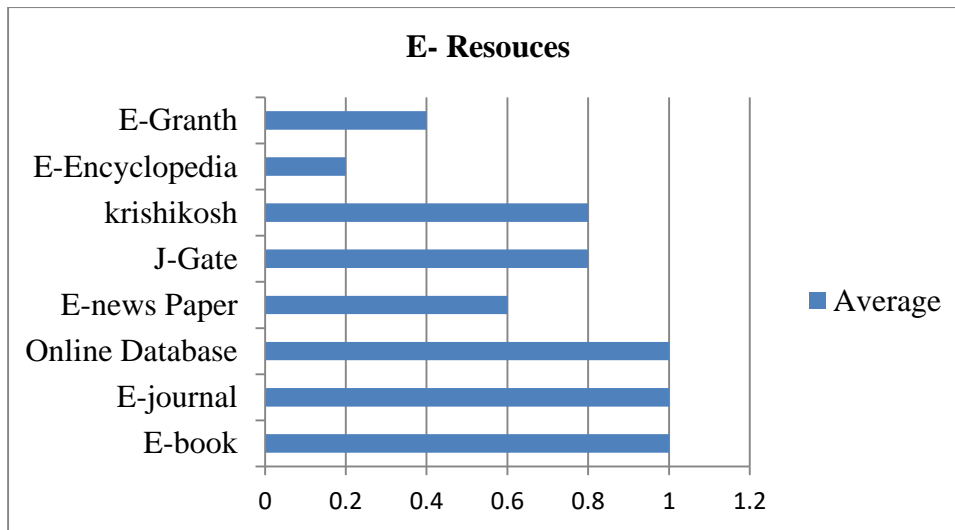


Figure -4

Table – 5 Show that Information about e- resources all 5(five) university, Gujarat have 1 average of e-books, e- journals and online databases, X^2 Value= 15.42797, $P=0.973555$. (Figure -4)

Table-6 Information about social networking site

Social Networking Site	SADU	AAU	NAU	JAU	KU	Total	Percentage
Face book	1	1	0	1	0	3	60
YouTube	1	1	0	1	0	3	60
Instagram	1	0	0	0	0	1	20
Twitter	1	1	0	0	0	2	40
LinkedIn	1	0	0	0	0	1	20
Google +	1	0	0	0	0	1	20
Pinterest	1	0	0	0	0	1	20

X^2 Value= 4.015511, $P=0.999998581$

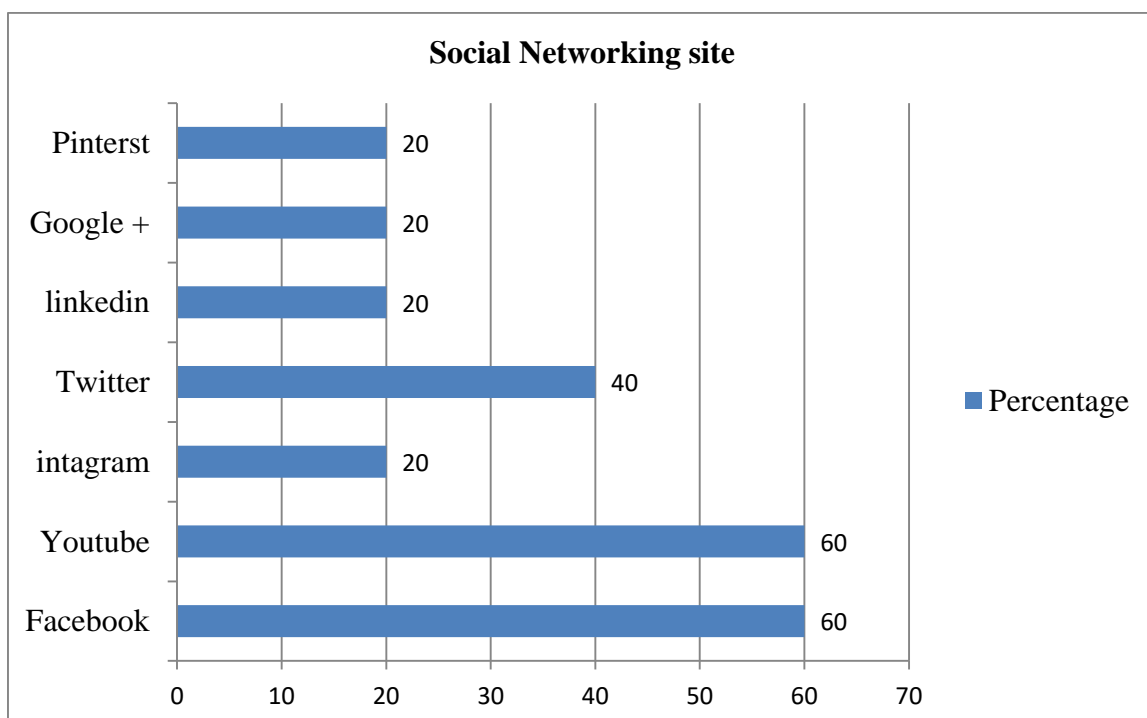


Figure -5

Table-6 represents that information about social networking site, all universities have 60 Percentage of face book, you tube whereas KU and NAU have no any Social networking site, X^2 Value= 4.015511, $P=0.999998581$. (Figure -5)

Table-7 Status of Library OPAC

University Name	Library OPAC	URL
SADU	0	NA
AAU	1	http://aaug.bestbookbuddies.com/
NAU	0	NA
JAU	0	NA
KU	1	http://kamdhenu.bestbookbuddies.com/

Table-7 represents the library OPAC status of presence and not presence on library page on the university website. That show AAU and KU provided OPAC link on their library webpage.

8. FINDINGS:

The researcher finds out some interesting facts which are as followed:

1. Gujarat agricultural university provides mostly same basic information features on university webpage but KU is different build webpage from other Gujarat agricultural universities.
2. It found that have good E – Resources collection of Gujarat agricultural university library
3. It found (100%) university libraries have provided e- library facility.
4. It found that NAU and KU have not presence on Social Networking site whereas SADU have Face book, You tube, Twitter, Instagram, linked in, Google + and Pinterest.
5. It found that AAU and KU provide Library OPAC facility through Koha Software.

9. CONCLUSION:

From this study it has been found that, today the website an indirect resources of reaching the library in the digital and I. C. T. era. Students and researchers can be see related information at any end of the world from their related website and can get through one press figure. This paper has been studied on the contents of the library websites of different agricultural universities in Gujarat. Lastly, this study has found that the library needs to increase their online services. Also, it is necessary to make a step-by-step forward to the social media in the digital era.

REFERENCES:

1. Tomar, Somya Singh, Ahmed M. Imtiaz and Singh, Amarjit Kumar(2018), Content analysis of web presence of national law university libraries in india, Library Philosophy and practice (e-journal,1725. Retrieved from: <https://digitalcommons.unl.edu/cgi/viewcontent.cgi?article=4912&context=libphilprac> Accessed 12 Jan 2019)
2. Das, Susmita and Das, Sumita (2018), Web content Analysis of IISER library website in india: A comparative study, International Journal of Information Movement, Vol., 2(9), 41-47. Retrieved from: <http://www.ijim.in/paper-8-web-content-analysis-of-iiser-library-web-sites-in-india-a-comparative-study/> Accessed 12 Jan 2019)
3. Gadhavi, Geeta Girish (2017), Content Analysis of library website of national importance: a critical analysis, international journal of innovative research in science , engineering and technology, Vol.6(8), .pp. 16620-16627. DOI:10.15680/IJRSET.2017.0608280
4. Kumar, Sandeep and Mir, Mahendra Singh (2017), Content Analysis of central university library website of central region of india : a survey, International journal of Scientifica & technology research. Vol.6(6), pp. 283-286. Retrieved from: <http://www.ijstr.org/final-print/june2017/Content-Analysis-Of-Central-Universities-Library-Websites-Of-Central-Region-Of-India-A-Survey.pdf> Accessed 12 Jan 2019)